



# Welcome!

## Fall 2018

School Site Council & English  
Language Advisory  
Committee

# Our Agenda

Our mission

Needs assessment

- SBAC (grades 3-5; ELA & Math)
- iReady (grades 1-5; Reading & Math)
- ELPAC / Language Assessment
- Student Attendance

Single Plan for Student Achievement Plans

# Our Outcomes

1. Share information & answer questions
2. Collect feedback on our site plan
3. Secure signatures from members of our ELAC and SSC on our site plan

The mission of the Lincoln Crossing Elementary School team is to prepare our students with the skills, knowledge and attitudes to become lifelong learners and responsible, contributing members of society.



## OUR MISSION:

The mission of the Lincoln Crossing Elementary School team is to prepare our students with the skills, knowledge and attitudes to become lifelong learners and responsible, contributing members of society



## GUIDES OUR PRIORITIES:

Effective Teacher Teams

Best First Instruction

Intervention

AVID

Growth Mindset

Mental Health Support

PBIS

Student Leadership & Involvement

*plus school safety initiatives!*

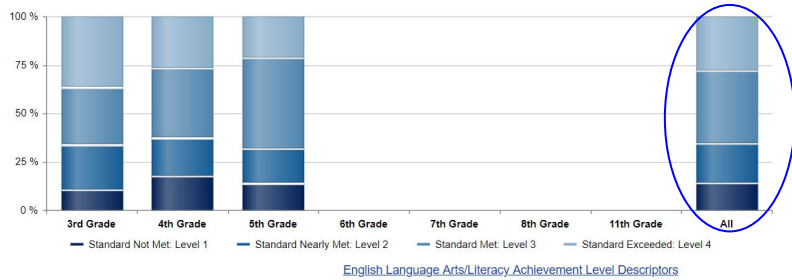
# English Language Arts Data

# SBAC Data - English Language Arts

Smarter Balanced Results (2018)

## ENGLISH LANGUAGE ARTS/LITERACY

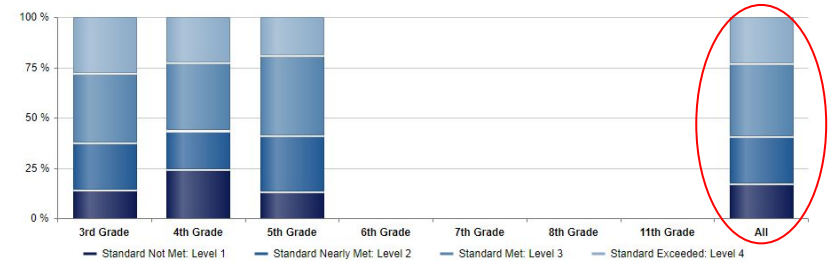
### Achievement Level Distribution



Smarter Balanced Results (2017)

## ENGLISH LANGUAGE ARTS/LITERACY

### Achievement Level Distribution



In 2017-18, 66% of all students are at or above standard; 14 % have not yet met standard

In 2016-17, 59% of all students were at or above standard; 17% have not yet met standard





# iReady Reading - growth in 2017-18

note we were learning how to use this system!

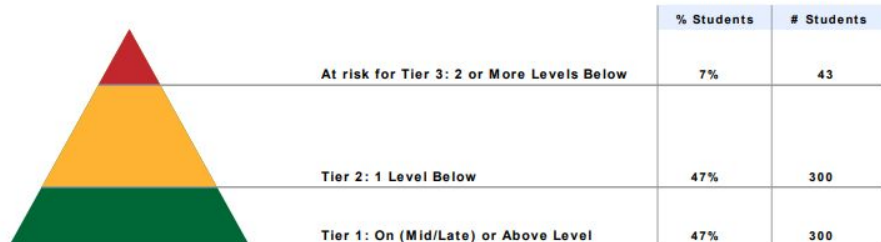
## School Summary

637 out of 643 Students Tested



## School Summary

643 out of 643 Students Tested



## School Summary

School	Progress Towards Targeted Growth (Average Across All Students) Target 100%	Average Scale Score Gain	Average Scale Score Gain Required to Achieve Target	% Students who Achieved Target	% Students On or Above Grade Level	Number of Students in Summary	Number of Students in School
LINCOLN CROSSING ELEM SCH	95%	+25	26	46%	43%	635	643

## School Detail by Grade

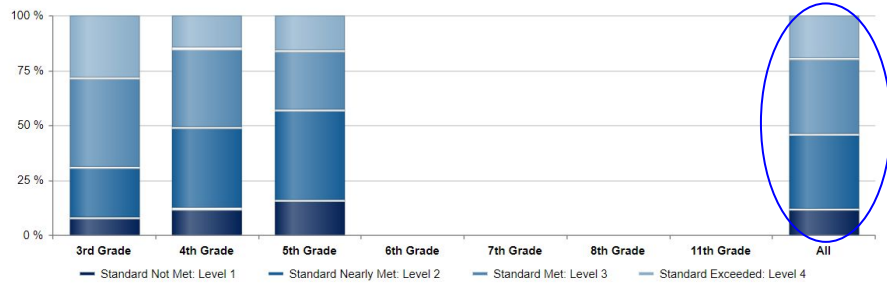
Grade	Progress Towards Targeted Growth (Average Across All Students) Target 100%	Average Scale Score Gain	Average Scale Score Gain Required to Achieve Target	% Students who Achieved Target	% Students On or Above Grade Level	Number of Students in Summary	Number of Students in Grade
Grade K	53%	+17	32	15%	38%	106	108
Grade 1	96%	+29	30	44%	45%	108	108
Grade 2	103%	+28	27	53%	50%	104	106
Grade 3	112%	+30	27	63%	50%	102	105
Grade 4	93%	+20	22	45%	39%	108	108
Grade 5	116%	+23	20	57%	35%	107	108

# Math Data

# SBAC Data - Math

## MATHEMATICS

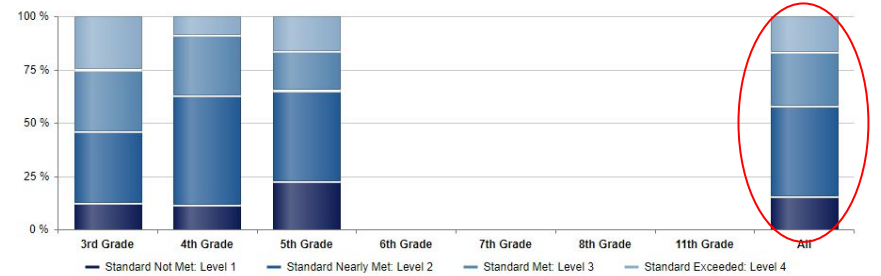
Achievement Level Distribution



[Mathematics Achievement Level Descriptors](#)

## MATHEMATICS

Achievement Level Distribution



In 2017-18, 55% of all students are at or above standard; 12% have not yet met standard - we have a big group in the 'nearly met category'

In 2016-17, 42% of all students were at or above standard; 15% have not yet met standard

# Math SBAC Data Organized by Student Cohort

MATH																
	<b>3rd Grade</b>															
	<b>2017-2018</b>															
School	Not	Nearly	Met	Exceeded	M+E											
Lincoln Crossing	8	23	41	29	70											
	<b>3rd Grade</b>					<b>4th Grade</b>										
	<b>2016-17</b>					<b>2017-18</b>										
School	Not	Nearly	Met	Exceeded	M+E	Not	Nearly	Met	Exceeded	M+E						
Lincoln Crossing	12	34	29	25	54	12	37	36	15	51						
											M+E Net Gain/Loss from 3rd to 4th					
																-3
	<b>3rd Gr</b>					<b>4th Gr</b>					<b>5th Gr</b>					
	<b>2015-16</b>					<b>2016-17</b>					<b>2017-18</b>					
School	Not	Nearly	Met	Exceeded	M+E	Not	Nearly	Met	Exceeded	M+E	Not	Nearly	Met	Exceeded	M+E	
Lincoln Crossing	14	22	43	21	64	11	52	28	8	36	16	42	27	16	43	
											M+E Net Gain/Loss from 3rd to 4th					
																-38
											M+E Net Gain/Loss from 4th to 5th					
																7
											M+E Net Gain/Loss from 3rd to 5th					
																-21

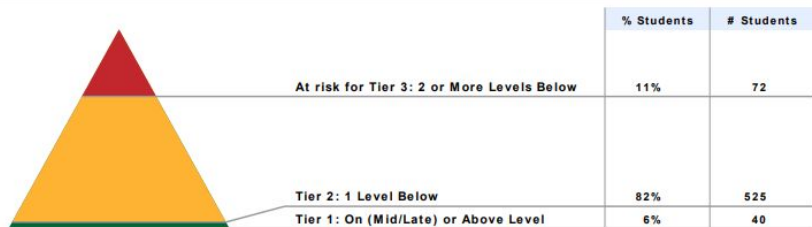
Strong growth in 3rd grade scores in 17/18 and in 4th grade from 16/17 to 17/18; working towards for similar growth in 18/19 lessen the net loss from grade 3 to 5

# iReady Math - growth in 2017-18

note we were learning how to use this system!

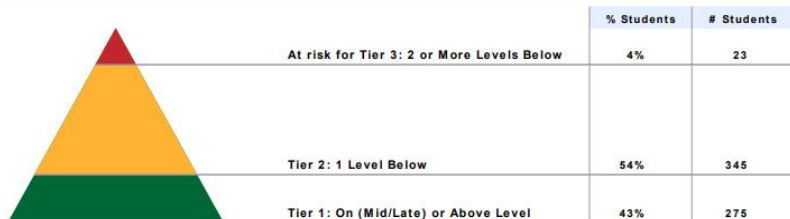
## School Summary

637 out of 643 Students Tested



## School Summary

643 out of 643 Students Tested



## School Summary

School	Progress Towards Targeted Growth (Average Across All Students)	Average Scale Score Gain	Average Scale Score Gain Required to Achieve Target	% Students who Achieved Target	% Students On or Above Grade Level	Number of Students in Summary	Number of Students in School
LINCOLN CROSSING ELEM SCH	Target 100% 102%	+35	33	49%	47%	636	643

## School Detail by Grade

Grade	Progress Towards Targeted Growth (Average Across All Students)	Average Scale Score Gain	Average Scale Score Gain Required to Achieve Target	% Students who Achieved Target	% Students On or Above Grade Level	Number of Students in Summary	Number of Students in Grade
Grade K	Target 100% 80%	+37	46	35%	56%	108	108
Grade 1	137%	+63	46	73%	68%	105	108
Grade 2	118%	+46	39	53%	57%	105	106
Grade 3	107%	+32	30	50%	50%	105	105
Grade 4	78%	+15	19	40%	30%	105	108
Grade 5	90%	+17	19	43%	19%	108	108

# English Learners - English Language Arts 2017-18

Fluent English  
& English Only  
(308 st.)

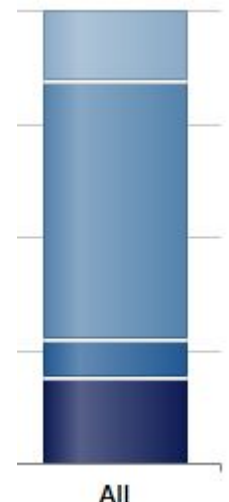
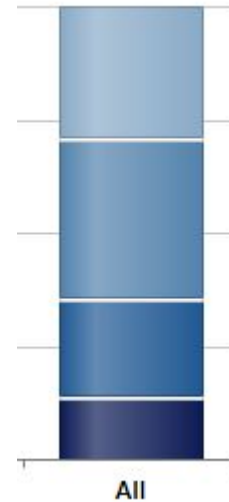
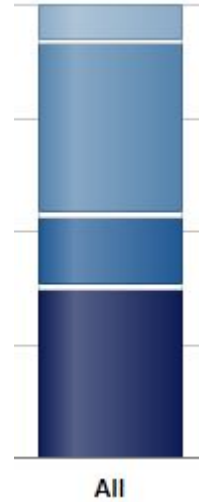
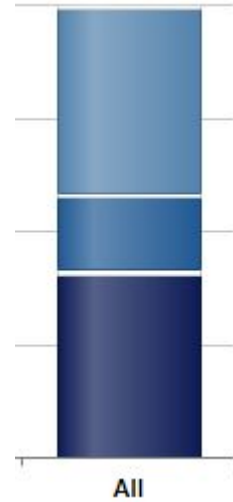
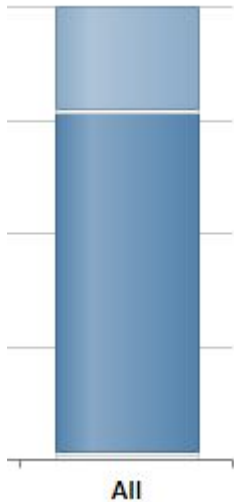
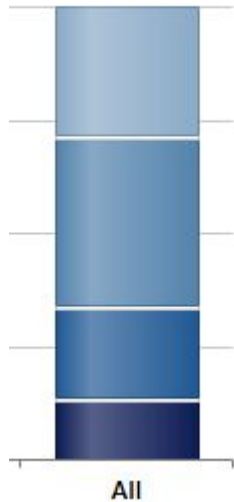
Reclassified  
English Proficient  
(13 st.)

English Learners  
in US 12+ months  
(12 st.)

English  
Learner  
(13 st.)

English  
Only  
(292 st.)


"Ever ELs"  
English Fluent &  
Reclassified (26 st.)



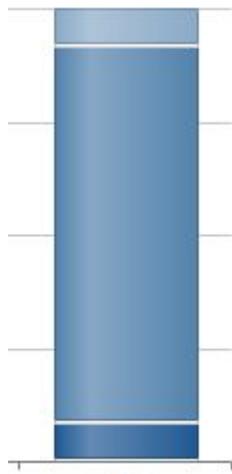
Need to focus on designated and integrated ELA instruction.

# English Learners - Math 2017-18

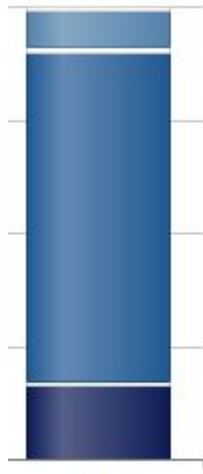
Fluent English  
& English Only  
(308 st.)



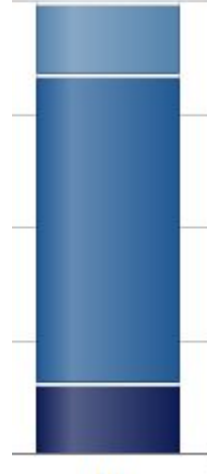
Reclassified  
English Proficient  
(13 st.)



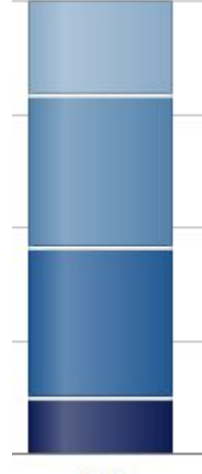
English Learners  
in US 12+ months  
(12 st.)




English  
Learner  
(13 st.)



English  
Only  
(292 st.)



"Ever ELs"  
English Fluent &  
Reclassified (26 st.)



Math scores are stronger than ELA; need to focus on building specific math vocabulary & be aware of intersection between word problems, language and ELs

# Attendance Data - 2016-18

2016-17: overall 96.26%

- Kinder: 96.16%
- 1st: 96.41%
- 2nd: 95.85%
- 3rd: 96.44%
- 4th: 95.9%
- 5th: 96.82%

2017-18: overall 96.41%

- Kinder: 95.54%
- 1st: 96.77%
- 2nd: 96.56%
- 3rd: 96.73%
- 4th: 96.77%
- 5th: 96.11%

Increase in general attendance; slight dip in grades K and 5, slight increase in all other grades



# Site Plan Goals - Supplemental Allocation: \$22,400

Area of Need	Examples	Expense	Supp/Site/Both
Intervention Tools	Lexia, iReady ToolKit, Phonics Program	\$7000	Both (about \$2720 from supplemental)
Renaissance	AR & STAR	\$3800	Supplemental
Collaboration Days	2 days/team; cost of substitutes	\$7500	Supplemental
iReady PD	Trainer & substitutes	\$3500	Supplemental
Tier II Intervention Team	Subs for PBIS & Team meetings; registration costs; ISP materials	\$1000	Supplemental
AVID Program	Summer Institute Travel and School Year PD	\$3000	Supplemental
<b>Total</b>		<b>\$25,800</b>	Excess will come from Site Budget

# Site Plan Goals - Site Allocation (\$47/child): \$31,700

Area of Need	Examples	Expense	Supp/Site/Both
Intervention Tools	Lexia, iReady ToolKit, Phonics Program, ELD materials	\$7000	Both (about \$4300 from site)
Site Stipends	SST Coordinator, Leadership Program Coordinator, Musical Theater	\$5000	Site
Professional Development	PARC Reading Program, Dyslexia Conference, PBIS Training	\$1000	Site
Family Communication	Canyon Creek, family info nights, translator fees	\$700	Site
PBIS Training & Support	MTSS/Tier 1 & 2 - behavior support & academic support	\$3200	Site
Additional Classified Staff expense	Extra supervisor at lunch, PD, pay for additional work time	\$3800	Site
<b>Total</b>	Excess funds will pay for unexpected costs, office expenses, and "other items"	<b>\$20,700</b>	

# Site Plan Goals - Other Goals w/ Various Funding Sources

Area of Need	Examples	Expense	Funding Source
School Safety	Pam's Desk, Barracudas, Camera, Film on Windows, Push Through Exits	\$15,000	\$3000 from PTC Balance from PTC, Site, Measure H
Mental Health Support	Mindfulness Training, Lighthouse group in Fall, Wellness Together Year Long	\$0	Partnership with district
Science/STEM Funds	Funds pool to support science instruction in gr. 1-5; Mystery Science & materials	\$7000	District funded
VAPA Program Support	Stage upgrades, lighting and mic upgrades	\$3500	Facilities & Site Funds; PTC potentially
Tech Upgrades	Additional Chromebooks (goal is 1:2)	\$5000+	PTC, Site Funds, potential grant funds

## OUR MISSION:

The mission of the Lincoln Crossing Elementary School team is to prepare our students with the skills, knowledge and attitudes to become lifelong learners and responsible, contributing members of society



## GUIDES OUR PRIORITIES:

Effective Teacher Teams

Best First Instruction

Intervention

AVID

Growth Mindset

Mental Health Support

PBIS

Student Leadership & Involvement

*plus school safety initiatives!*